




# A SUPER, SPECTACULAR, AMAZING GUIDE TO THE WONDERFUL WORLD OF



# GARBAGE

GO MI-

By: Haley Alt

## THE BEGINNING...

WELL, HI THERE!  
IF YOU ARE  
READING THIS,  
YOU HAVE  
PROBABLY ARRIVED  
IN JAPAN...



...LAND OF  
SUSHI  
AND  
HELLO  
KITTY



YOU'RE PROBABLY  
PRETTY EXCITED RIGHT NOW...

...BUT THAT'S BECAUSE YOU HAVE  
YET TO EXPERIENCE THAT DEVASTATING  
MOMENT WHEN YOU REALIZE YOU HAVE  
**NO IDEA** HOW TO THROW  
THINGS AWAY PROPERLY  
AND IN ITS RESPECTIVE  
CATEGORY, OF WHICH  
THERE SEEM TO BE 17,000. YOU LUCKY,  
NAIVE SOUL.

I'VE  
SEEN  
SOME  
THINGS  
MAN.


## BUT, HAVE NO FEAR!

WHILE GARBAGE AND  
RECYCLING ARE A SCARY, MYSTERIOUS  
LAND THAT MAKES EVEN GROWN MEN  
WANT TO WEEP, YOU DO NOT HAVE TO  
TRAVERSE IT ALONE.



I-I JUST WANNA THROW AWAY MY CUP...

YOU MAY COME FROM A COUNTRY  
THAT DOESN'T GIVE TWO FIGS ABOUT  
SEPARATING TRASH...



JAPAN TAKES  
- REDUCE -  
- REUSE -  
- RECYCLE -  
VERY SERIOUSLY...

①

...BUT YOU'RE IN  
JAPAN NOW.


AND

LAND OF THE FREE,  
SUCKAAAAS!

ONE  
TRASH  
CAN

...SOMETHING TO DO WITH NOT WANTING  
THEIR GRANDKIDS TO HAVE TO BUY SPF 50,000,  
I GUESS.

AS SUCH, THERE ARE ABOUT ~~SEVEN~~ CATEGORIES TO DISCUSS...



AND, LAST BUT NOT LEAST...




BURNABLES

AND NON-BURNABLES



燃える 可燃物  
(モえる) (KANENBUTSU)  
OR (燃えさし) (MOE SASHI)



燃えない 不燃物  
(モえない) (FUNENBUTSU)  
OR (燃えさし) (MOE SASHI)

SO, TAKE IT ALL IN...



THIS IS YOUR LIFE NOW.

SO, LET'S START!



YOU CAN'T DEFEAT ME, GARBAGE!  
NOT AFTER ALL THE PAPERWORK IT TOOK TO GET ME HERE!

FIRST, BASICS

- ✧ You need region-specific garbage bags to throw garbage in. These can be found at your local supermarket or convenience store. The bags have a neighborhood address on them and are only accepted at certain garbage drop-offs.
- ✧ \*If you can't find them, ask your supervisor where to get GOMI BUKURO for your area. *TIP: Get the slightly more expensive ones. They're stretchier and less likely to break.*
- ✧ There are certain days each month to throw away or recycle certain trash. Each area has its own schedule, so ask your supervisor for one. *\*Note: You will check it often.*
- ✧ You might consider being cheeky and not separate your garbage. **\*DO NOT TRY THIS!\*** Your garbage will not get taken, or worse, it will be put in front of your door for YOU to re-sort it and everyone will laugh at you. Separate your garbage!
- ✧ Finally, check every container for a special recycling mark, and ask someone if you're not sure.

LET'S BE SMART AND RESPECTFUL GAIJIN...

OR ELSE, THEY WILL FIND YOU.

And potentially publicly embarrass you.



OK, HERE IT IS... YOUR GUIDE!

## PAPER



紙  
KAMI

"Paper" means:



- ✧ CLEAN paper only
- ✧ Old newspapers
- ✧ Magazines
- ✧ Paper bag or boxes
- ✧ Cardboard
- ✧ Milk cartons, etc.
- ✧ Pretty much anything that was once a tree




WHAT TO DO ABOUT IT:

Look for the above kanji for things you are unsure about!



- ✧ Break down old boxes; rinse old drink cartons, cut up, and flatten.
- ✧ Wrap into a neat pile with vinyl string (ビニール, BINIIRU) that you can buy at a store (usually in the same area as the garbage bags)
- ✧ Leave the paper at your designated garbage spot on its designated day and time. For paper, this is usually at least once a week.



- ✧ \*Note: messy paper lids from pudding, cup ramen, etc., should be thrown in "burnable garbage" (MOERU GOMI).
- ✧ TIP: Some towns may allow you to recycle paper in garbage bags. Confirm with someone in your town.



プラ  
PURA

## PLASTIC

"Plastic" means:



- ✧ CLEAN plastic
- ✧ Snack bags
- ✧ Egg packs
- ✧ Shampoo bottles
- ✧ PET bottle labels & caps
- ✧ Bubblewrap
- ✧ Styrofoam
- ✧ Rinsed food containers

IF IT DOESN'T HAVE THE ♯ MARK, IT'S PROBABLY OK TO THROW IN "BURNABLES"

DOES NOT INCLUDE:

- ✧ Plastic bags with no recycling mark (they go in burnables)

WHAT TO DO ABOUT IT:

- ✧ Throw in a garbage bag with clean plastics only
- ✧ Laugh about how easy that was
- ✧ \*Note: Plastic garbage pick-up usually happens once a week. CLEAN plastic only. Rinse it first, or if it's beyond cleaning, toss it in burnable garbage.



That huge bag of chips you knew you shouldn't eat at one AM but you did anyway because no one is the boss of you and now your stomach hurts.



HAHA! OH, GARBAGE. YOU GET ME.

# GLASS

"Glass" means:

- ◇ Rinsed, clean, unbroken glass.
- ◇ Beer bottles from that rager you hosted last weekend
- ◇ Wine bottles from your more personal, quieter rager
- ◇ Empty jars from jams, fruits
- ◇ Any colored or clear glass



BIN



You MAY NOT SEE A MARK FOR THIS ONE... JUST USE YOUR BEST JUDGEMENT

DOES NOT INCLUDE:

- ◇ Broken glass, lids, or caps.

That's a bottle cap



NAH! I SAY!



I swear I'm not an alcoholic

you're basically a pro now, so we trust you.

WHAT TO DO ABOUT IT:

- ◇ Separate your caps or lids from bottles and jars
- ◇ Throw caps and lids into "non-burnable garbage" (MOENAI GOMI)
- ◇ Rinse out glass object
- ◇ Gently – GENTLY – place in designated glass area (many towns put out colored baskets for glass in lieu of bags) on recycling day (usually once a month or so)

TO NON-BURNABLES

I'll always love you, Linda!

TO GLASS RECYCLING




I'll never forget you, Phillip!

DON'T LET THEIR TEARS FOOL YOU... IN THE END, THEY'RE JUST NOT MEANT TO BE TOGETHER.

\*Note: Throw broken glass away on non-burnable garbage day with a sign that says:

- ◇ \*Because the people who make our garbage disappear are super nice and we don't want to hurt them.



(CAUTION).

# CANS

缶 KAN

"Cans" means:


- ◇ Rinsed, clean cans: beer cans, juice cans, soda cans, etc. less than 3L



These will be dealt with the same.



THESE ARE SIGNS YOU'LL SEE FOR "STEEL" (スチール) AND "ALUMINIUM" (アルミ), RESPECTIVELY



DOES NOT INCLUDE:

CAN-CANS

WHAT TO DO ABOUT IT:

- ◇ Rinse out the can and dry
- ◇ Recycle both metal can and lid together on designated recycling day for cans (usually once a month) (Baskets are often put out for can collection)

\*Note: If it just won't get clean, toss it in non-burnables (MOENAI)



I'm gonna need more garbage cans...

lolz

# PET BOTTLES

So, "PET BOTTLES" MEANS:



PET

"PET Bottles" are identified by this mark. That's a #1 in the middle of the recycling arrows. #1 as in Smitty Warbenjagermanjensen.

HE WAS #1!

- ✧ TIP: Just make sure to look for a recycling mark! It's always written somewhere.



check for the mark on the bottom of the bottle

## WHAT TO DO ABOUT IT

- ✧ Rinsed out, clean, hard plastic
- ✧ This is usually some kind of bottle for liquids, e.g., beverages, soy sauce, etc.
- ✧ Strip the label off the bottle and remove the cap
- ✧ Throw label and cap in plastics (PURA)
- ✧ -Rinse and dry PET bottle
- ✧ Wait for recycling day (about once a month) and dispose of it in a recycling, basket that will probably be placed outside; otherwise bag it and dump it at your garbage/recycling station..



AND, FINALLY:

## BURNABLES

THESE ARE REFERRED TO AS:

可燃ゴミ  
MOERU GOMI

可燃物  
KANENBUTSU

"BURNABLE GARBAGE" INCLUDES:

- ✧ Food remains; banana or potato peels, broccoli stems, etc.
- ✧ Dirty paper or plastic
- ✧ Clothes, old blankets, towels
- ✧ Rubber shtuff
- ✧ Toothbrushes
- ✧ Hard plastics from CD cases, bowls, cassettes, etc.
- ✧ Plastic bags from the store
- ✧ Pretty much anything that can burn easily and can't be recycled

## WHAT TO DO ABOUT IT

- ✧ Throw in a garbage bag and be done with it. Burnables should be collected twice a week.

5

NO FIYAAA



## NON-BURNABLES

AKA:

燃えないゴミ  
MOENAI GOMI

不燃物  
FU NENBUTSU

DON'T TRY TO BURN THESE THINGS:

- ✧ Batteries, lighters
- ✧ Electric blankets
- ✧ Broken umbrellas (the top can be recycled in plastics, but the metal is non-burnable)
- ✧ Metal fans, vacuums, printers
- ✧ Toaster ovens, toasters, microwaves, other small appliances (pretty much anything that spoke in the "Brave Little Toaster")
- ✧ Computers, cameras, cell phones, jump drives, calculators, adapters, other electronic devices
- ✧ Messy cans and broken glass - include a sign that says 注意

## WHAT TO DO ABOUT IT

- ✧ Throw in a bag and keep separate from other garbage
- ✧ Non-burnables are collected about once every TWO months...don't miss it!



LASTLY, THERE ARE A FEW EXCEPTIONS TO THE RULE...



ARE YOU KIDDING ME?  
HOW COULD THERE POSSIBLY  
BE MORE?  
*I wanna go home.*

ALMOST DONE, I SWEAR.

FINE.

### OTHER THINGS

- Fire extinguishers
- Paint
- Tires
- Battery fluid
- Motor bikes
- Big, metal containers eg. "drum cans"



DON'T TRY TO THROW THESE THINGS AWAY-  
THEY WON'T BE ACCEPTED.

ARE WE  
DONE  
YET

NO


DAMN!

BECAUSE,

SPEAKING OF FEES...




Instead, return such  
items to the place you  
bought them from. You may  
have to pay a fee.



YOU'RE NOT  
LIKE  
US.

IF YOU'RE GETTING RID OF A REFRIGERATOR,  
AIR CONDITIONER, TV, OR THAT MACHINE  
YOU NEVER USE BUT YOU HEAR IT CAN WASH CLOTHES...



TAKE IT TO A NEARBY RECYCLE SHOP IF IT'S BROKEN  
AND YOU CAN'T SELL IT. AT THE RECYCLE SHOP, YOU  
MUST PAY A FEE (USUALLY IN THE NEIGHBORHOOD OF  
¥5000, BUT IT DEPENDS ON THE ITEM).

1



WHAAT?  
I HAVE TO PAY A  
FEE TO GET RID OF MY  
OWN STUFF??  
WHAT KIND OF CHEAPTRICK

2

YEP, THAT'S  
HOW IT WORKS



BUT... THAT'S  
NOT FAIR.

SORRY.

3



THEY SHOULD PAY  
ME FOR DOING  
SUCH A GOOD  
JOB AT RECYCLING!

YES, YES  
THEY SHOULD.

OKAY, AS LONG  
AS WE'RE AGREED  
ON THAT.



OKAY, FOLKS! THAT'S THE END OF YOUR  
"SUPER, SPECTACULAR, AMAZING"- AND HOPEFULLY,  
HELPFUL - "GUIDE TO THE WONDERFUL WORLD  
OF GARBAGE IN JAPAN"! THANKS FOR READING,  
AND JUST... TRY TO BE GOOD. TO EACH OTHER, AND TO YOUR  
GARBAGE.

